

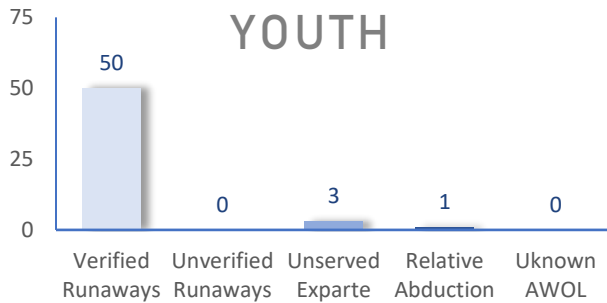
The following statistics show the status and demographics of absent Kansas foster youth and track DCF's successful recovery efforts.

## RECOVERED YOUTH

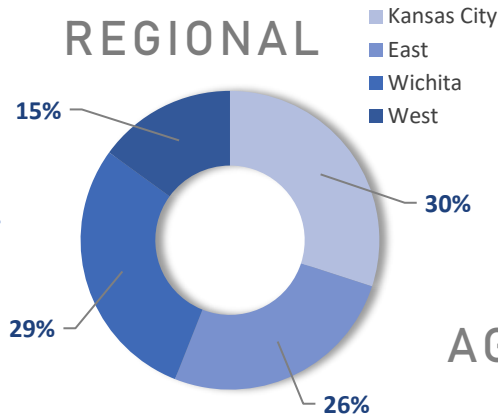


\*A youth may be recovered more than once per month.

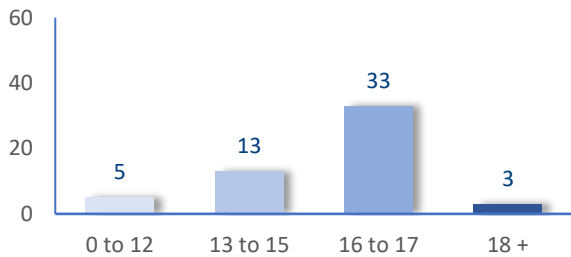
## CURRENT AWOL YOUTH



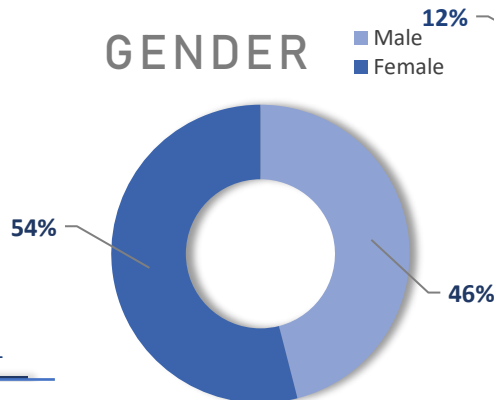
## REGIONAL



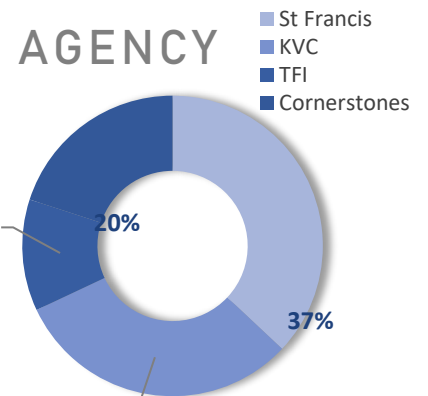
## AGE



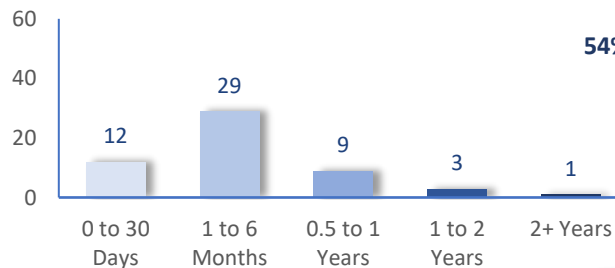
## GENDER



## AGENCY



## TIME



## DAILY AWOL YOUTH

# 2019

September		October		November		December	
DATE	# AWOL	DATE	# AWOL	DATE	# AWOL	DATE	# AWOL
3	55	1	56	1	64	2	54
4	57	2	55	4	59	3	54
5	57	3	52	5	62	4	55
6	54	4	52	6	64	5	56
9	52	7	51	7	63	6	54
10	54	8	56	8	62	9	
11	59	9	54	12	61	10	
12	57	10	58	13	61	11	
13	56	11	54	14	60	12	
14	53	14	53	15	59	13	
17	54	15	55	18	60	16	
18	54	16	57	19	61	17	
19	56	17	57	20	61	18	
20	54	18	60	21	61	19	
23	52	21	62	22	61	20	
24	54	22	61	25	61	23	
25	53	23	61	26	60	24	
26	52	24	61	27	58	26	
27	55	25	59			27	
30	55	28	62			30	
		29	63			31	
		30	63				
		31	64				